# PROJECT REPORT

# ON

# "TITLE OF THE PROJECT"

**UNDER SUPERVISION OF:**

**……**

**SUBMITTED BY**

**NAME**

**ENROLLMENT NO. : ……..**

**A dissertation submitted in partial fulfillment of the requirements of**

**…….**

**At the**

## Amity Center for ASODL
## Amity University, Online

## Year……..

# “TITLE OF THE PROJECT”

**Under Supervision of** : **…….**

**Name** : **…….**

**Enrollment No.** : **……**

# BONAFIDE CERTIFICATE

Certified that this project report titled **"TITLE OF THE PROJECT"** is the bonafide work of "**……"** and REG.NO "**……..**" who carried out the project work under my supervision.

GUIDE SIGNATURE

**DATE: ……...**

**PLACE: ……**

STUDENT SIGNATURE

**DATE: ……..**

**PLACE: ……**

# ABSTRACT

**Title of the Project** an environment for student(s) to learn and access the tutorial media online.

The system provides the provision to register both students and teachers. For students its ease to access to their area once it has got approved by the administrator. Students' area facilitated with access to the virtual class rooms, training videos and audio, course study materials, notes,profiles, messages from teachers, circulars and delegation of duties.

The facility involves online fee remittance, course selection and switching to another course.

And also the teachers, educators and administrators can upload the course materials, circulars and schedule webinars.

Effective online instruction depends on learning experiences appropriately designed and facilitated by knowledgeable educators. Because learners have different learning styles or a combination of styles, online educators should design activities that address their modes of learning in order to provide significant experiences for each class participant.

Traditionally, in a teacher-centered classroom, instructors control their environment because they have a monopoly on information. In an online course, with instant access to vast resources of data and information, students are no longer totally dependent on faculty for knowledge. As faculty are beginning to teach online, learning is becoming more collaborative, contextual and active. Educators must first design their curriculum, goals and objectives and then consider how the online environment can best serve the instructional objectives and activities of that curriculum. This requires changes in pedagogy, with instructors taking the role of facilitators of information while guiding students toward solutions. In order for online learning to be successful, teachers as well as learners must take on new roles in the teaching-learning relationship, and faculty must be willing to release control of learning to the students.

Project is made its Scope is determined - whether it will last for a long period of time or short.
So, in this section we are going to explain the aim of our project keeping in mind that our software will have adequate life.

The aim of our project can be categorized by the computerization of the following tasks:

**Record Maintenance of Study Centre Details:** Maintenance of Study CentreDetails means that we are going to keep the details of the Study Centre in which our project is currently implemented.

**Record Maintenance of Teacher Details, Study Centre Resources:** In thissection we are going to keep the teacher's complete bio-data which will enable students to find out about their teacher's capabilities, mastery, experiences and knowledge.

**Programme and its Course Structure:** Complete details about programme structure, its fees, eligibility, duration and many other details which would enable students to select the programme of their choice.

**Maintenance of Fees, Marks and Attendance details of Students:** Althoughthe fee at present is not being deposited at the study centre, in the long term it may be the case, if every data transfer is sound and secure.

# DECLARATION

I hereby declare that this project work titled **"TITLE OF THE PROJECT"** is my original work and no part of it has been submitted for any other degree purpose or published in any other from till date.

# TABLE OF CONTENT

# CHAPTER 1. INTRODUCTION

## 1.1 OVERVIEW OF THE SYSTEM

The web project Title of the Project **is developed in ASP.NET and SQL Server**offers many benefits to online education. E-learning is beneficial for people who are very busy. E-learning is essentially the computer and network-enabled transfer of skills and knowledge. E-learning applications and processes include Web-based learning, computer-based learning, virtual classroom opportunities. It can be self-paced or instructor-led and includes media in the form of text, image, animation, streaming video and audio. The deliverable product is named as "TITLE OF THE PROJECT". The scope of automation of TITLE OF THE PROJECT is to provide record of all students, teachers, books in library,courses,fees,payrolls etc. at an institute about their training or courses at the click of a button rather than maintaining files of papers.

## 1.2. OBJECTIVES AND ORGANIZATION OF THE REPORT

"INSTITUTE MANAGEMENT SYSTEM" will automate the work of administrative staff which before this software was made was done manually. With the help of "INSTITUTE MANAGEMENT SYSTEM" administrative people like receptionist or center manager can get record of students at the click of a button. Record of students contains their fee status, exam result status (optional) etc. parents can check the status of their wards, there fee status, feedbacks by the teachers,exam result without visiting the institute. New visitors can create there accounts,can get course details,fee details etc.

I have designed the given proposed Website in the ASP.Net to automate the manual work of administrative department by maintaining records.

The complete set of rules & procedures related to educational administrative department day to day activities and generating report is called "Institute Management System". My project gives a brief idea regarding automated educational department activities.

## 1.3 PROPOSED SYSTEM

**l. Students Details:** The new proposed system stores and maintains all the employees details.

**2. Calculations:** The new proposed system calculates service tax ,vat etc automatically and it is very fast and accurate.

**3. Registers:** There is no need of keeping and maintaining records register manually. It remembers each and every record and we can get any report related to students at any time.

**4. Speed:** The new proposed system is very fast with 100% accuracy and saves time.

**5. Manpower:** The new proposed system needs less manpower. Less people can do the large work.

**6. Efficiency:** The new proposed systems complete the work of many sales person in less time.

**8. Reduces redundancy:** The most important benefit of this system is that it reduces the redundancy of data within the data.

**9. Work load:** Reduces the work load of the data store by helping in easy updates of the products and providing them with the necessary details together with financial transactions management.

**10. Easy statements:** Month-end and day-end statement easily taken out without getting headaches on browsing through the day end statements.

**11. Security :** Security has been provided to prevent unauthorized access.

# CHAPTER 2 REQUIREMENT SPECIFICATION

## 2.1 Software & Hardware Requirements

**HARDWARE:**

| | | |
|---|---|---|
| Processor | : | Pentium 2.4 GHz or above |
| Memory | : | 2GB RAM or above |
| Cache Memory | : | 128 KB or above |
| Hard Disk | : | 3 GB or above [at least 3 MB free space required] |
| Floppy Disk Drive | : | 3.5" [At least one drive labeled a: required] |
| Printer | : | Dot Matrix / DeskJet connected to LPT port |

**SOFTWARE:**

| | | |
|---|---|---|
| Operating System | : | Windows 10 |
| Font-End Tool | : | ASP .NET |
| Back-End | : | Sql Server |

## INPUT AND OUTPUT OF THE PROJECT

**Input To the Project**

**Module 1: User Authentication Module**

This module verifies whether the user is valid or not. Basically, purpose of this module is to distinguish between two types of users one i.e. those who can view and manipulate records that is the administrative staff members & the other who have no right to view this information.

**Module 2: A New Records Being Entered**

Purpose of this module is to edit/ update the records previously entered for example the monthly attendance record of the student needs to be updated, similarly fee record updation after the due fees has been deposited.

**Output of the Project**

**Module Dependency:**

All the modules are interrelated as editing; deletion and retrieval can be performed only after successful execution of the data entry module, same way unless and until login and password form is executed user cannot enter the options page.

**Process Dependency:**

Interdependence of validation process, entering records process, edit, delete and retrieval process & all its sub processes. All the processes are dependent upon the validation process as in if a user does not surpasses this process the user will not be able to move onto other processes.

## 2.2 DATA FLOW DIAGRAM

Data flow diagrams are the most commonly used way of documenting the processing of the candidate system. As their name suggest they are a pictorial way of representing the flow of data into, around, and out of the system. They are easily understandable and are less prone to misinterpretation than textual description. A complete set of DFDs provides a compact top - down representation of the system, which makes it easier for the user and the analyst to envisage the system as a whole.

DFDs are constructed using four major components:

• **External entities** - represents the sources of the data that enter the system or the recipients of the system that leave the system.

for example - passenger is the usual receiver of information and supplier of data during form filling.

• **Data stores** - represent the stores of the data within the system example: computer files, databases or in the manual system files, etc. data stores can not be linked directly by data flows either to each other or to external entities without an intervening process to transform them.

• **Processes** - represent activities in which data is manipulated by being stored or retrieved or transformed in some way.

Process names are generally unambiguous and convey as much meaning as possible without being too long. Example: verify data, acquired time schedule etc.

**Data flows** - represents the movement of data between other components.

## 2.3 Context Level DFD

## INSTITUTE MANAGEMENT SYSTEM

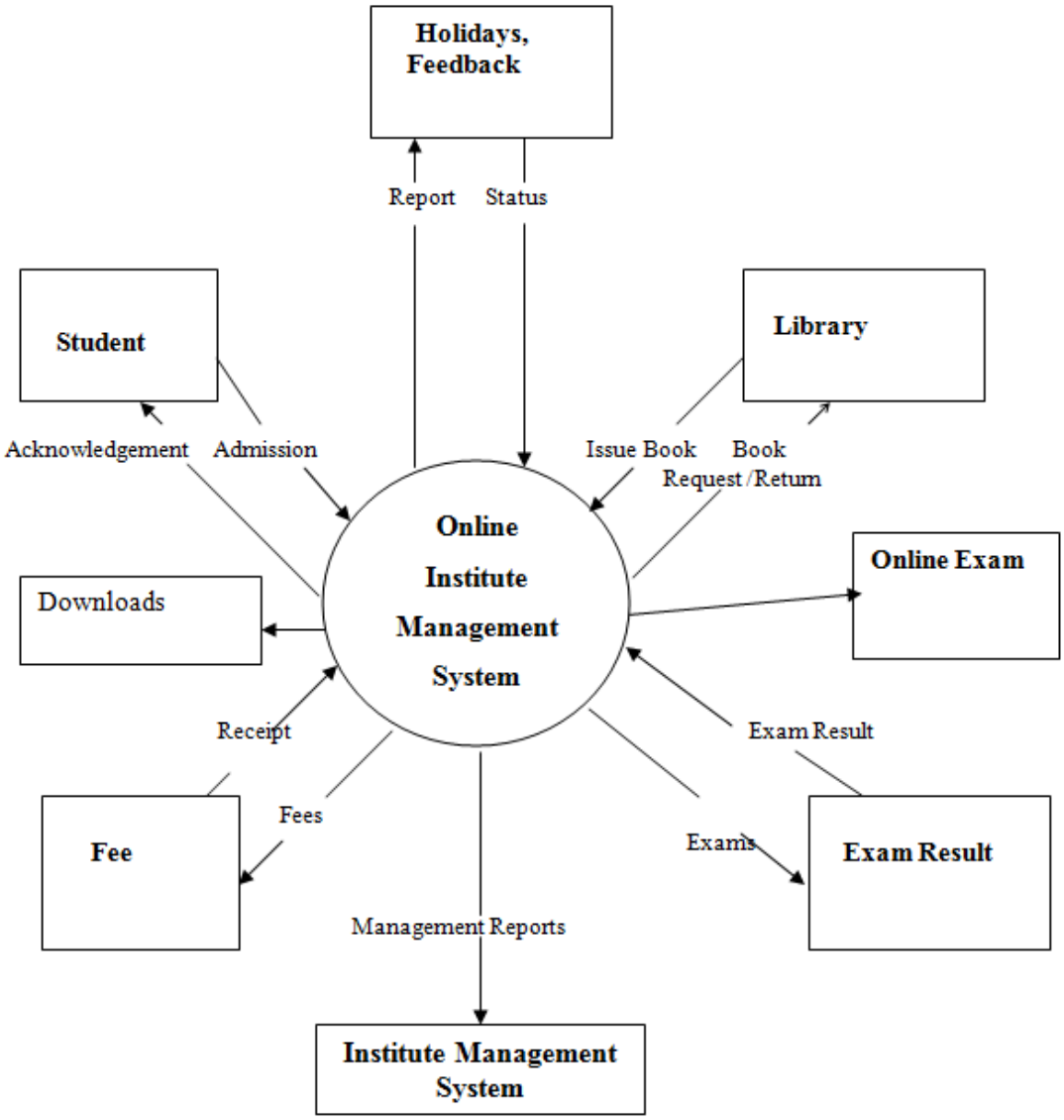

## 2.4 E-R DIAGRAM

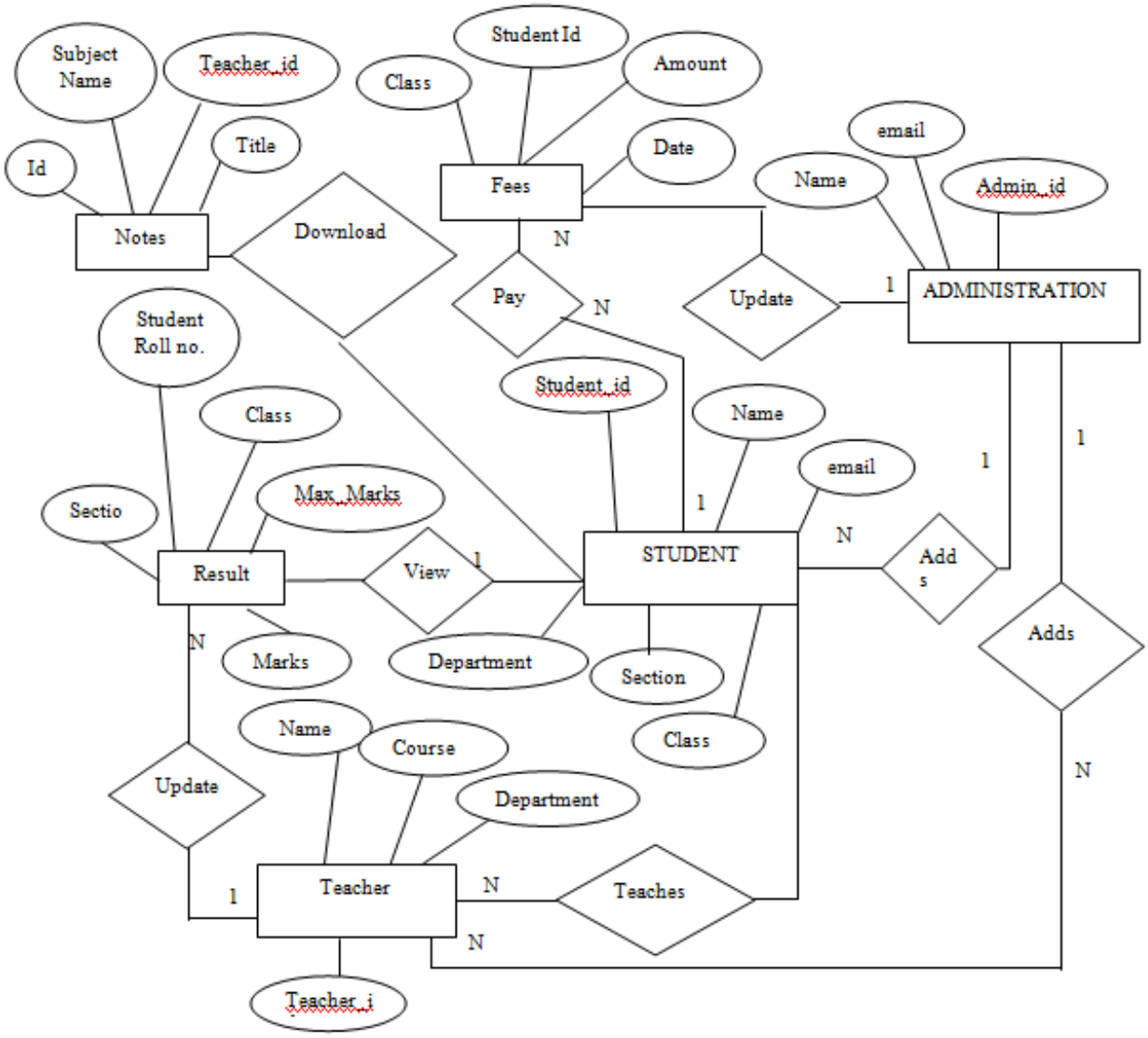

# CHAPTER 3 SYSTEM DESIGN

## 3.1 Use Case Diagrams

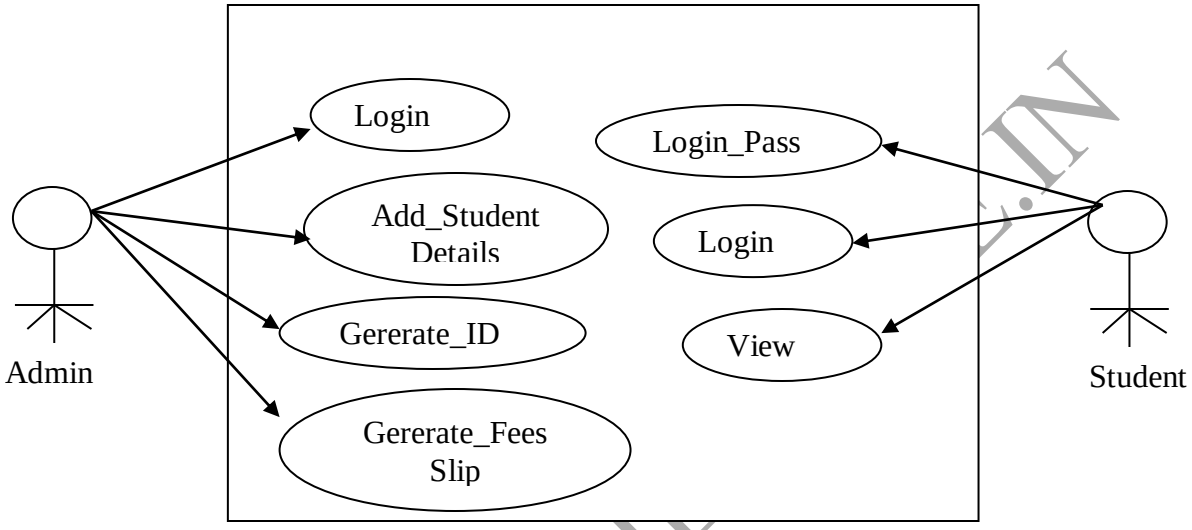


## 3.2 MODULES

**Functional Module 1:** To login and password facility has been provided to authenticate the user.

**Input:** password provided by administrator.

**Process**: designing the login form.

## 3.3 DATA MODELING

**Teacher Table -1**

| **Field Name** | **Data Type** | **Constraint** |
|---|---|---|
| Teacher_Id | Numeric | Primary Key |
| Name | Char | Not Null |
| Qualification | Char | Not Null |
| Course | Char | Not Null |
| Email | Char | Not Null |
| Department | Char | Not Null |

# CHAPTER 4 IMPLEMENTATION

## COST ESTIMATION OF THE PROJECT

Cost in a project is due to the requirements for software, hardware, and human resources. Hardware resources are computer time, terminal time and memory required for the project. Software resources include the tools and compilers needed during development. The bulk of cost of software development is due to human resources needed. Cost estimates are determined in terms of person-months (PM).

**Total No. Of Persons Involved In This Project:**

1. Administrator
2. Senior Programmer
3. Junior Programmers
4. On line Users.

**Since this Project will complete in 4 months**

**COST ESTIMATE:** (Salary of Project Manager + Salary of Senior Programmer + 2 * Salary of Junior Programmer) * 2

# CHAPTER 5 RESULTS

## 5.1 SOURCE CODE

Home.aspx

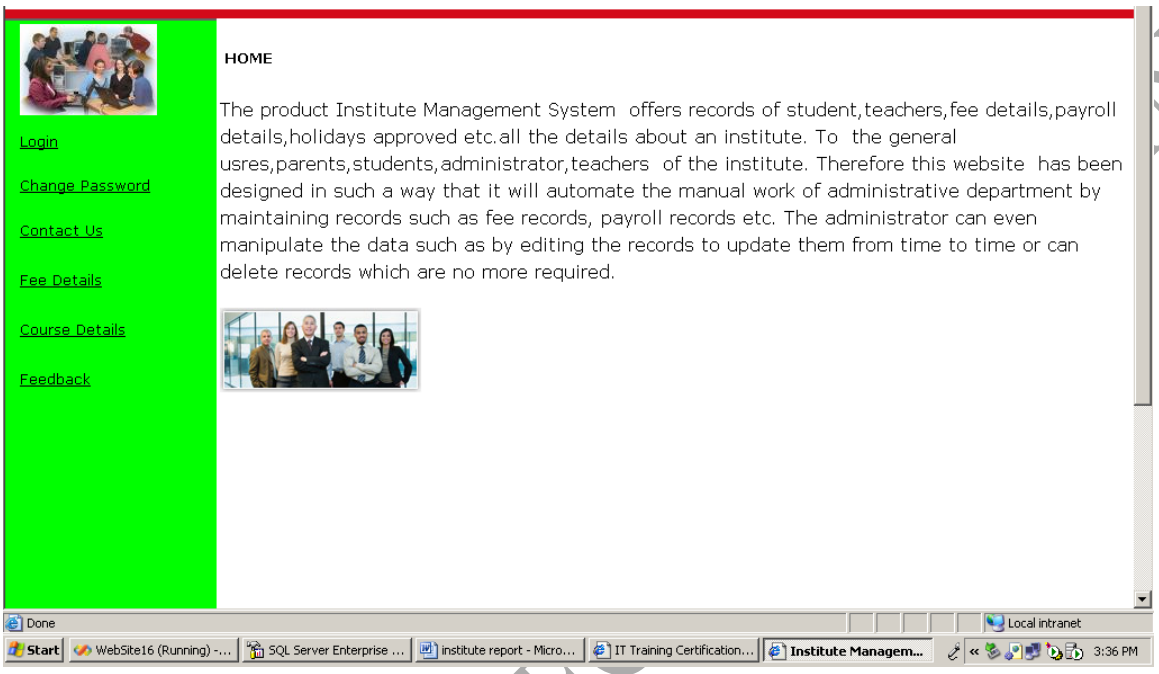


```
<%@ Page Language="C#" AutoEventWireup="true"
CodeFile="Home.aspx.cs" Inherits="Home" %>

<%@ Register Src="webparent.ascx" TagName="webparent"
TagPrefix="uc1" %>
<%@ Register Src="visitor.ascx" TagName="visitor"
TagPrefix="uc2" %>

<!DOCTYPE html PUBLIC "-//W3C//DTD XHTML 1.0 Transitional//EN"
"http://www.w3.org/TR/xhtml1/DTD/xhtml1-transitional.dtd">

<html xmlns="http://www.w3.org/1999/xhtml" >
<head runat="server">
    <title>Institute Management System</title>
      <link href="styleSheetp.css" rel="Stylesheet"
type="text/css" />

</head>
<body>
    <form id="form1" runat="server">
    <div id="header">
```

```
        <uc1:webparent ID="Webparent1" runat="server" />


    </div>
    <div id="sidebar">
        <uc2:visitor ID="Visitor1" runat="server" />
    </div>
        <br />
        <strong> HOME</strong>
        <br />
        <br />
        <p class="MsoNormal" style="margin: 0in 0in 0pt; line-
height: 150%">
            <span style="font-size: 12pt; line-height: 150%;
font-family: Verdana; mso-bidi-font-size: 10.0pt">
                The product Institute Management System
 offers records of student,teachers,fee
                details,payroll details,holidays approved
etc.all the details about an institute.
                To<span style="mso-spacerun: yes"> 
</span>the general usres,parents,students,administrator,teachers
                 of the institute. Therefore this website
 has been designed in such a
                way that it will automate the manual work of
administrative department by maintaining
                records such as fee records, payroll records
etc. The administrator can even manipulate
                the data such as by editing the records to
update them from time to time or can
                delete records which are no more
required.</span></p>
        <p class="MsoNormal" style="margin: 0in 0in 0pt; line-
height: 150%">
             </p>
        <p class="MsoNormal" style="margin: 0in 0in 0pt; line-
height: 150%">
            <span style="font-size: 12pt; line-height: 150%;
font-family: Verdana; mso-bidi-font-size: 10.0pt">
                <asp:Image ID="Image1" runat="server"
ImageUrl="~/IMAGES/i_corporates[1].jpg" /><?xml namespace=""
ns="urn:schemas-microsoft-com:office:office"
                    prefix="o" ?><o:p></o:p></span> </p>
    </form>
</body>
</html>
```

# CHAPTER 6 LIMITATIONS AND FUTURE APPLICATION OF THE PROJECT

**SCOPE OF FUTURE APPLICATION**

This project can be used in the companies after adding some more useful modules in the project for which Title of the Project are providing services.

Utmost care and back-up procedures must be established to ensure 100% successful implementation of the computerized Title of the Project. In case of system failure, the organization should be in a position to process the transaction with another organization or if the worst comes to the worst, it should be in a position to complete it manually.

**Scope of Improvement**

Now a day, Title of the Project are providing many other facilities, this project can also be improved with the improvement in the institute records.

Utmost care and back-up procedures must be established to ensure 100% successful implementation of the computerized Title of the Project. In case of system failure, the organization should be in a position to process the transaction with another organization or if the worst comes to the worst, it should be in a position to complete it manually.

# CHAPTER 7. CONCLUSION

This project is designed to meet the requirements of Title of the Project. It will be developed in ASP.Net, keeping in mind the specifications of the system.

For designing the system we have used simple data flow diagrams.

Overall the project teaches us the essential skills like:

- Using system analysis and design techniques like data flow diagram in designing the system.
- Understanding the database handling and query processing

# CHAPTER 8. BIBLIOGRAPHY

**[1]**Elmarsi and Navathe, **Fundamentals of Database System** (Third Edition), Addision Wesley.

**[2]**Ian Somerville, **Software Engineering**, Third Edition, Pearson Education.

**[3]** Ali Bahrami, **Object-Oriented System Development**, Third Edition, Tata McGraw Hill Edition.

**[4]** Ivan Bayross, **SQL, PL/SQL programming language of Oracle,** Second Edition, BPB Publication.

**WEB REFERENCES**

**[1] www**.google.com

**[2]** www.htmlcodetutorial.com